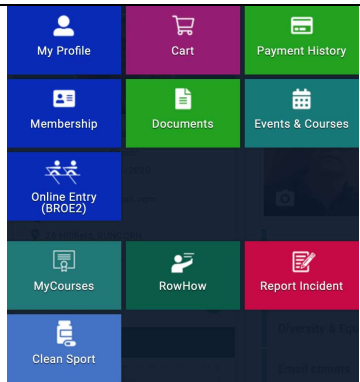

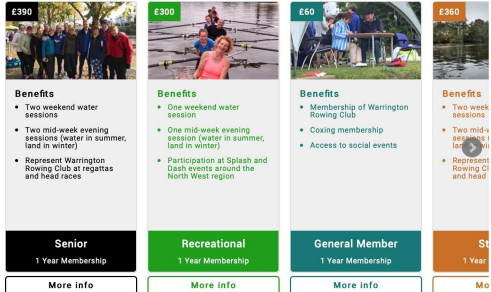




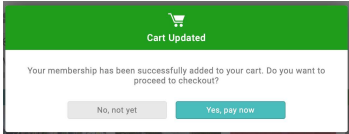
Paying Club subscriptions through ClubHub

NB. ClubHub payments start immediately when you buy a membership.		
1	Sign in to your / your child's British Rowing account.	www.britishrowing.org
2	If you / your child does not have a British Rowing account, use the following address to create one.	https://britishrowing.azolve.com/?club=AE7B22E48570701513D3B8E0179F83F4E69395CE
3	Once in the Members Area , click on the My Profile icon.	
4	<p>Check each of the sections of PROFILE and update if necessary.</p> <p>Parents of juniors should make sure that their own email address is shown in the About You section as it will be used by the club for communications in the future.</p> <p>Check each of the sections of MEMBER DETAILS and update if necessary.</p>	<div> <div>About you</div> <div>Emergency contact</div> <div>Diversity & Equality</div> <div>Email comms</div> <div>Credentials</div> <div>Qualifications</div> <div>Activity</div> </div> <div> <div>PRI/Ranking Points</div> <div>Member benefits</div> <div>Rowing experience</div> <div>Coaching experience</div> <div>Umpiring experience</div> <div>Volunteer experience</div> <div>Medical info</div> <div>Extras</div> </div>

Paying Club subscriptions through ClubHub

5	<p>Select the MEMBERSHIP section to purchase Club subscriptions.</p> <p>Each type of payment to the club is made separately and shows on your profile as a 'Membership'. For example, if you pay for oar racking as well as paying a club membership, your profile will show two 'Memberships'.</p> <p>Click on the purple image to select membership(s).</p>	
6	<p>The various membership options are displayed, scrolling to the right will display all the memberships available to the account holder i.e. a junior membership cannot be purchased for a senior member and vice versa.</p>	
7	<p>Click on the image of the membership you wish to purchase. This will be added to your basket.</p> <p>If you have not already completed the Emergency Contact and Medical and Safety information in your profile, you will be prompted to do it here.</p>	
8	<p>You can also view the conditions of membership of the Club. This document will be downloaded to your computer in a new window.</p> <p>If you do not agree with any of the conditions, you should contact the Membership Secretary at membership@warringtonrowing.org.uk</p>	<p>Please note Membership of the Club is also dependant on accepting the conditions specified in the document "ClubHub Declarations" which can be downloaded from here.</p>

Paying Club subscriptions through ClubHub

9	Once the membership is selected, you will then have the choice to pay the whole annual amount as one payment, or twelve monthly installments, by ticking the Pay by instalments? box.	<p>How would you like to pay? Select from the available payment option below:</p> <p><input type="radio"/> Installment Pay racking fee in monthly installments Make an initial payment and the remaining amount will be collected as follows : Warrington Rowing Club will collect 11 payments of £20.00</p> <p><input checked="" type="radio"/> One Off Manually renew your membership each year.</p>
10	Once the payment frequency has been chosen, click:	
11	You then have the choice of paying the membership fee immediately or saving it for a later time. If you need to purchase more memberships, choose No, not yet and repeat steps 6 – 11.	
12	Choosing to pay now takes you to your cart, where you can choose to pay via Bank or Card.	
13	Once payment has been made, you will receive two automatically generated emails, confirming the payment and welcoming you to the Club.	